

Specifications

Model	J-350QVP
Needle	GB 134R #18
Maximum Sewing Speed	2,200 SPM
Needle Stop Position	Up/Down
Needle Bar Stroke	35mm
Presser Foot Lift	4.5mm
Bobbin	Double capacity "M" style
Drive System	Main shaft, direct drive system
Stitch Adjustment	Controlled by the stitch regulator with image sensor
Motor	AC servo motor
Dimensions	10.25"(W) x 18"(H) x 28.75"(L)
Working Area	18"(right of needle)×10"(height)
Weight	57lbs
Machine Head	Made in Japan by JUKI
Size of Quilt Frame(approx.)	3.5"(W) x 5' or 7' or 10' or 12'

Solid Steel Heavy Duty Frame

5' Set Up
Quick Release Bar System
Adjustable Height
Optional 5' and 2' Extension
Extension up to 12'



5 Feet Frame

7 Feet Frame



10 Feet Frame



12 Feet Frame

Optional Accessories




Open Toe Foot
Part No.40144744



Couching Feet Set
Part No.40184899



Clear Glide Foot
Part No.40201924




Ruler Base



Rear Handles

JUKI
JUKI CORPORATION

2-11-1, TSURUMAKI, TAMA-SHI, TOKYO
206-8551, JAPAN
<http://www.juki.co.jp>

<p>JUKI ECO PRODUCTS</p>  <p>JUKI ECO PRODUCTS</p>	<p>This is an eco-friendly product which complies JUKI ECO PRODUCTS standards for protecting the environment.</p> <p>●The sewing machine complies with the "JUKI Group Green Procurement Guidelines" on the use of hazardous substances, which is stricter than other restrictions, such as those of the RoHS Directive.</p> <p>For details of JUKI PRODUCTS, refer to: http://www.juki.co.jp/eco_e/index.html</p> <p>*The RoHS Directive is an EU Directive limiting the use of 6 hazardous substances (lead, hexavalent chromium, mercury, cadmium, PBB and PBDE) in electrical and electronic equipment. The Juki Green Procurement Guideline is the voluntarily established criteria to eliminate not only the aforementioned six substances, but also other ones which also adversely affect the environment.</p>
---	---

JUKI CORPORATION holds the rights to change technical specifications without prior notice. 1806(D)

Miyabi みやび

Stand Up

JUKI




Miyabi みやび

J-350QVP Stand Up

JUKI's home sewing machines contain the industrial sewing machine technology with the world's number one market share. The JUKI SmartStitch will boost your creativity and lift your artistry to greater heights.

New Feature: Image Sensor Based Stitch Regulator!




JUKI SmartStitch

Built in JSS: Stitch Regulator System

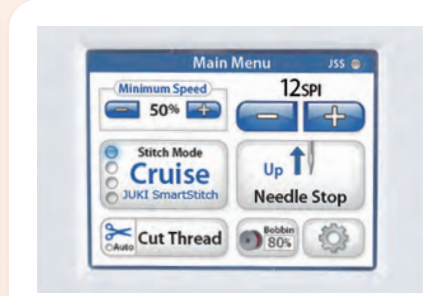
JSS makes it possible to produce accurate, precise stitching at any speed while quilting. When you select your stitch mode, the J-350 QVP image sensors precisely read movement keeping stitch lengths perfect.

Juki Smart Stitch image sensors read machine movement to maintain precise, uniform stitches. Focus on design without worrying about uneven stitches.



Large Quilting Space

18" long x 10" high large throat space is the perfect workspace for any size quilt. The 10 inch height and directional lighting increase your view around the stitching area allowing freedom to quilt your creative designs.




Large Color LCD Touch Screen

The touch screen display indicates JSS mode, LED light settings, speed control, stitch length, needle up/down, bobbin estimate settings, automatic or manual thread trimming, and more.



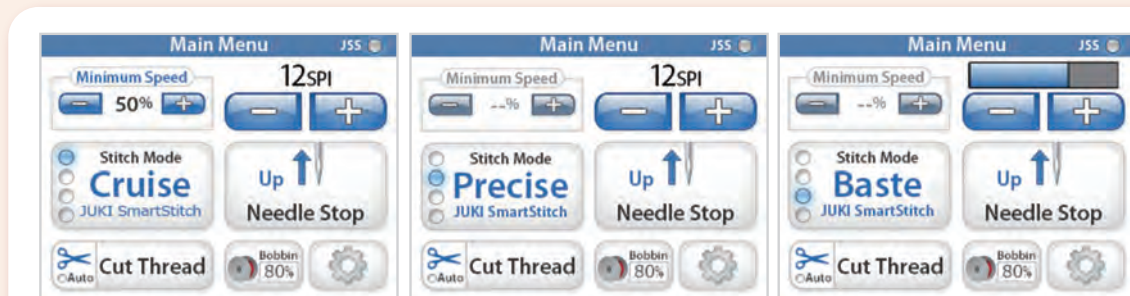
Built-in Bobbin Winder

Built in bobbin winder operates with an independent motor. Quickly fill full capacity M size bobbins with your favorite thread ready to complete your project.



Ergonomically Positioned Auxiliary Hand Wheel

Convenient, easy reach hand wheel is located on the right side of the sewing head for precise needle placement.



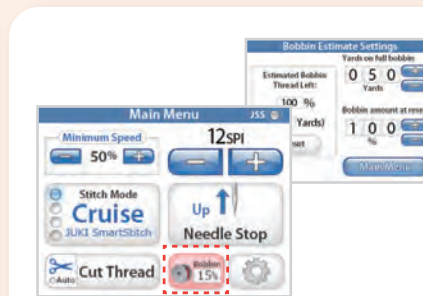
Four Stitch Modes

- Cruise:** Free-motion quilting with JSS control
- Precise:** Free-motion quilting with JSS control when using a quilting ruler
- Baste:** Tacking or basting with JSS control
- Manual:** Free-motion quilting without JSS control




Ruler-Compatible Standard Presser Foot

Quilting foot compatible with 1/4" longarm quilt rulers.



Bobbin Estimate Settings

A red indicator light appears when the amount of bobbin thread remaining is measured at 20% allowing you to finish a row or design and prevent unexpected quilting interruptions.




Automatic Thread Trimmer

Both upper and lower threads are trimmed by the push of a button with the exclusive JUKI knife system allowing you to quickly move to your next quilting position.




Push Button Handle Bar Controls

Start or stop the machine with your right handle button. Control the needle up or down position with the left handle button. Gliding the TL-2200QVP over large work is a breeze.



Adjustable Front Handle Bars


Front handle bars with padded hand grips can be adjusted to fit your ergonomic preference. Adjust your handles horizontally, vertically or anywhere in between! This feature gives you a customized position for comfortable quilting from start to finish.



Laser Guide Light

The adjustable laser light can be easily positioned to efficiently follow pantographs or patterns while quilting.

*Optional Rear Handles



Directional Bright LED Lighting

High intensity LED lights located above the needle with the addition of high intensity LED lights directed toward your quilting area.

